

STATEMENT OF APPROPRIATIONS, ALLOTMENTS, OBLIGATIONS, DISBURSEMENTS AND BALANCES  
As at the Quarter Ending June 30, 2019

Department: Department of Social Welfare and Development (DSWD)  
Agency: Council for the Welfare of Children  
Operating Unit: < not applicable >  
Organization Code: 20 002 0000000  
Fund Cluster: 01 Regular Agency Fund  
(e.g. UACS Fund Cluster: 01-Regular Agency Fund, 02-Foreign Assisted Projects Fund, 03-Special Account-Locally Funded/Domestic Grants Fund, and 04-Special Account-Foreign Assisted/Foreign Grants Fund)

X	Current Year Appropriations
	Supplemental Appropriations
	Continuing Appropriations

Particulars	UACS CODE	Appropriations			Allotments			Current Year Obligations							Current Year Disbursements					Balances				
		Authorized Appropriations	Adjustments (Transfer To/From, Reassignment)	Adjusted Appropriations	Allotments Received	Adjustments (Withdrawal, Reassignment)	Transfer To	Transfer From	Adjusted Total Allotments	1st Quarter Ending March 31	2nd Quarter Ending June 30	3rd Quarter Ending Sept. 30	4th Quarter Ending Dec. 31	TOTAL	1st Quarter Ending March 31	2nd Quarter Ending June 30	3rd Quarter Ending Sept. 30	4th Quarter Ending Dec. 31	TOTAL	Unreleased Appro	Unobligated Allotments	Unpaid Obligations (15-20)-(21-24)		
		3	4	5=(3+4)	6	7	8	9	10=[8+(7)-8+9]	11	12	13	14	15=(11+12+13+14)	16	17	18	19	20=(16+17+18+19)	21	22	Use and Unavailable	Not Yet Due and Demandable	23
I Agency Specific Budget		68,446,000.00	0.00	68,446,000.00	68,446,000.00	0.00	0.00	0.00	68,446,000.00	12,757,219.00	13,100,753.00	0.00	0.00	25,857,972.00	7,540,696.00	13,316,001.18	0.00	0.00	20,856,697.18	0.00	42,588,028.00	5,001,274.82	0.00	0.00
General Administration and Support	10000000000000	32,170,000.00	0.00	32,170,000.00	32,170,000.00	0.00	0.00	0.00	32,170,000.00	8,990,115.00	8,349,376.00	0.00	0.00	15,339,491.00	4,065,666.00	7,547,440.94	0.00	0.00	11,613,106.94	0.00	16,830,507.00	3,726,386.06	0.00	0.00
General Management and Supervision	10000010001000	32,170,000.00	0.00	32,170,000.00	32,170,000.00	0.00	0.00	0.00	32,170,000.00	8,990,115.00	8,349,376.00	0.00	0.00	15,339,491.00	4,065,666.00	7,547,440.94	0.00	0.00	11,613,106.94	0.00	16,830,507.00	3,726,386.06	0.00	0.00
PS		11,642,000.00	0.00	11,642,000.00	11,642,000.00	0.00	0.00	0.00	11,642,000.00	2,071,321.00	3,355,148.00	0.00	0.00	5,426,469.00	2,040,321.00	3,382,998.00	0.00	0.00	8,809,467.00	0.00	6,215,831.00	1,160.00	0.00	0.00
MOOE		11,928,000.00	0.00	11,928,000.00	11,928,000.00	0.00	0.00	0.00	11,928,000.00	2,718,754.00	2,994,230.00	0.00	0.00	5,713,024.00	1,795,345.00	2,884,442.94	0.00	0.00	8,608,787.94	0.00	6,214,876.00	1,621,216.94	0.00	0.00
CO		8,600,000.00	0.00	8,600,000.00	8,600,000.00	0.00	0.00	0.00	8,600,000.00	4,200,000.00	0.00	0.00	0.00	4,200,000.00	630,000.00	1,470,000.00	0.00	0.00	2,100,000.00	0.00	4,400,000.00	2,100,000.00	0.00	0.00
Sub-Total: General Administration and Support		32,170,000.00	0.00	32,170,000.00	32,170,000.00	0.00	0.00	0.00	32,170,000.00	8,990,115.00	8,349,376.00	0.00	0.00	15,339,491.00	4,065,666.00	7,547,440.94	0.00	0.00	11,613,106.94	0.00	16,830,507.00	3,726,386.06	0.00	0.00
PS		11,642,000.00	0.00	11,642,000.00	11,642,000.00	0.00	0.00	0.00	11,642,000.00	2,071,321.00	3,355,148.00	0.00	0.00	5,426,469.00	2,040,321.00	3,382,998.00	0.00	0.00	8,809,467.00	0.00	6,215,831.00	1,160.00	0.00	0.00
MOOE		11,928,000.00	0.00	11,928,000.00	11,928,000.00	0.00	0.00	0.00	11,928,000.00	2,718,754.00	2,994,230.00	0.00	0.00	5,713,024.00	1,795,345.00	2,884,442.94	0.00	0.00	8,608,787.94	0.00	6,214,876.00	1,621,216.94	0.00	0.00
FinEx (If Applicable)		0.00	0.00	0.00	0.00	0.00	0.00	0.00	0.00	0.00	0.00	0.00	0.00	0.00	0.00	0.00	0.00	0.00	0.00	0.00	0.00	0.00	0.00	0.00
CO		8,600,000.00	0.00	8,600,000.00	8,600,000.00	0.00	0.00	0.00	8,600,000.00	4,200,000.00	0.00	0.00	0.00	4,200,000.00	630,000.00	1,470,000.00	0.00	0.00	2,100,000.00	0.00	4,400,000.00	2,100,000.00	0.00	0.00
Operational	30000000000000	36,276,000.00	0.00	36,276,000.00	36,276,000.00	0.00	0.00	0.00	36,276,000.00	3,767,104.00	6,751,375.00	0.00	0.00	10,518,479.00	3,475,030.00	5,768,560.24	0.00	0.00	9,243,590.24	0.00	25,757,521.00	1,274,888.76	0.00	0.00
CO - Coordination of government actions for the fulfillment of the responsibilities of the state		36,276,000.00	0.00	36,276,000.00	36,276,000.00	0.00	0.00	0.00	36,276,000.00	3,767,104.00	6,751,375.00	0.00	0.00	10,518,479.00	3,475,030.00	5,768,560.24	0.00	0.00	9,243,590.24	0.00	25,757,521.00	1,274,888.76	0.00	0.00
CHILD RIGHTS COORDINATION PROGRAM		36,276,000.00	0.00	36,276,000.00	36,276,000.00	0.00	0.00	0.00	36,276,000.00	3,767,104.00	6,751,375.00	0.00	0.00	10,518,479.00	3,475,030.00	5,768,560.24	0.00	0.00	9,243,590.24	0.00	25,757,521.00	1,274,888.76	0.00	0.00
Policy formulation and coordination of the implementation of plans and programs on the fulfillment of the responsibilities of the state	31010010001000	36,276,000.00	0.00	36,276,000.00	36,276,000.00	0.00	0.00	0.00	36,276,000.00	3,767,104.00	6,751,375.00	0.00	0.00	10,518,479.00	3,475,030.00	5,768,560.24	0.00	0.00	9,243,590.24	0.00	25,757,521.00	1,274,888.76	0.00	0.00
PS		6,023,000.00	0.00	6,023,000.00	6,023,000.00	0.00	0.00	0.00	6,023,000.00	1,084,856.00	1,635,200.00	0.00	0.00	2,720,056.00	1,072,256.00	1,647,870.00	0.00	0.00	2,720,126.00	0.00	3,302,874.00	0.00	0.00	0.00
MOOE		30,253,000.00	0.00	30,253,000.00	30,253,000.00	0.00	0.00	0.00	30,253,000.00	2,682,248.00	5,116,175.00	0.00	0.00	7,798,353.00	2,402,774.00	4,120,690.24	0.00	0.00	8,203,046.24	0.00	22,454,647.00	1,274,888.76	0.00	0.00
Sub-Total: Operational		36,276,000.00	0.00	36,276,000.00	36,276,000.00	0.00	0.00	0.00	36,276,000.00	3,767,104.00	6,751,375.00	0.00	0.00	10,518,479.00	3,475,030.00	5,768,560.24	0.00	0.00	9,243,590.24	0.00	25,757,521.00	1,274,888.76	0.00	0.00
PS		6,023,000.00	0.00	6,023,000.00	6,023,000.00	0.00	0.00	0.00	6,023,000.00	1,084,856.00	1,635,200.00	0.00	0.00	2,720,056.00	1,072,256.00	1,647,870.00	0.00	0.00	2,720,126.00	0.00	3,302,874.00	0.00	0.00	0.00
MOOE		30,253,000.00	0.00	30,253,000.00	30,253,000.00	0.00	0.00	0.00	30,253,000.00	2,682,248.00	5,116,175.00	0.00	0.00	7,798,353.00	2,402,774.00	4,120,690.24	0.00	0.00	8,203,046.24	0.00	22,454,647.00	1,274,888.76	0.00	0.00
FinEx (If Applicable)		0.00	0.00	0.00	0.00	0.00	0.00	0.00	0.00	0.00	0.00	0.00	0.00	0.00	0.00	0.00	0.00	0.00	0.00	0.00	0.00	0.00	0.00	0.00
CO		0.00	0.00	0.00	0.00	0.00	0.00	0.00	0.00	0.00	0.00	0.00	0.00	0.00	0.00	0.00	0.00	0.00	0.00	0.00	0.00	0.00	0.00	0.00
Sub-Total: I Agency Specific Budget		68,446,000.00	0.00	68,446,000.00	68,446,000.00	0.00	0.00	0.00	68,446,000.00	12,757,219.00	13,100,753.00	0.00	0.00	25,857,972.00	7,540,696.00	13,316,001.18	0.00	0.00	20,856,697.18	0.00	42,588,028.00	5,001,274.82	0.00	0.00
PS		17,665,000.00	0.00	17,665,000.00	17,665,000.00	0.00	0.00	0.00	17,665,000.00	3,156,177.00	4,990,418.00	0.00	0.00	8,146,595.00	2,112,577.00	5,030,868.00	0.00	0.00	8,143,445.00	0.00	9,518,405.00	3,150.00	0.00	0.00
MOOE		42,181,000.00	0.00	42,181,000.00	42,181,000.00	0.00	0.00	0.00	42,181,000.00	5,401,042.00	8,110,335.00	0.00	0.00	13,511,377.00	3,798,119.00	8,115,133.18	0.00	0.00	10,613,252.18	0.00	28,669,623.00	2,896,124.82	0.00	0.00
FinEx (If Applicable)		0.00	0.00	0.00	0.00	0.00	0.00	0.00	0.00	0.00	0.00	0.00	0.00	0.00	0.00	0.00	0.00	0.00	0.00	0.00	0.00	0.00	0.00	0.00
CO		8,600,000.00	0.00	8,600,000.00	8,600,000.00	0.00	0.00	0.00	8,600,000.00	4,200,000.00	0.00	0.00	0.00	4,200,000.00	630,000.00	1,470,000.00	0.00	0.00	2,100,000.00	0.00	4,400,000.00	2,100,000.00	0.00	0.00


This report was generated using the Unified Reporting System on 24/07/2019 03:07 version: FAR1.1.4

Commission on Audit  
Council for the Welfare of Children  
RECEIVED  
By: *AAR* 12:22pm  
7/25/19


Department: Department of Social Welfare and Development (DSWD)  
 Agency: Council for the Welfare of Children  
 Operating Unit: < not applicable >  
 Organization Code: 20 002 000000  
 Fund Cluster: 01 Regular Agency Fund  
 (e.g. UACS Fund Cluster: 01-Regular Agency Fund, 02-Foreign Assisted Projects Fund, 03-Special Account-Locally Funded/Domestic Grants Fund, and 04-Special Account-Foreign Assisted/Foreign Grants Fund)

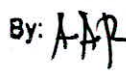
Current Year Appropriations  
 Supplemental Appropriations  
 Continuing Appropriations

Particulars	UACS CODE	Appropriations		Allotments					Current Year Obligations					Current Year Disbursements					Balances				
		Authorized Appropriations	Adjustments (Transfer To/From, Realignment)	Adjusted Appropriations	Allotments Received	Adjustments (Withdrawal, Realignment)	Transfer To	Transfer From	Adjusted Total Allotments	1st Quarter Ending March 31	2nd Quarter Ending June 30	3rd Quarter Ending Sept. 30	4th Quarter Ending Dec. 31	TOTAL	1st Quarter Ending March 31	2nd Quarter Ending June 30	3rd Quarter Ending Sept. 30	4th Quarter Ending Dec. 31	TOTAL	Unreleased Apprs	Unobligated Allotments	Unpaid Obligations (15-20)+(23+24)	
1	2	3	4	5=(3+4)	6	7	8	9	10=(8+9)	11	12	13	14	15=(11+12+13+14)	16	17	18	19	20=(16+17+18+19)	21	22	23	24
<b>II. Automatic Appropriations</b>		1,616,000.00	0.00	1,616,000.00	1,616,000.00	0.00	0.00	0.00	1,616,000.00	345,601.00	388,369.00	0.00	0.00	733,970.00	345,601.00	388,369.00	0.00	0.00	733,970.00	0.00	892,000.00	0.00	0.00
Retirement and Life Insurance Premium		1,616,000.00	0.00	1,616,000.00	1,616,000.00	0.00	0.00	0.00	1,616,000.00	345,601.00	388,369.00	0.00	0.00	733,970.00	345,601.00	388,369.00	0.00	0.00	733,970.00	0.00	892,000.00	0.00	0.00
PS		1,616,000.00	0.00	1,616,000.00	1,616,000.00	0.00	0.00	0.00	1,616,000.00	345,601.00	388,369.00	0.00	0.00	733,970.00	345,601.00	388,369.00	0.00	0.00	733,970.00	0.00	892,000.00	0.00	0.00
Sub-total		1,616,000.00	0.00	1,616,000.00	1,616,000.00	0.00	0.00	0.00	1,616,000.00	345,601.00	388,369.00	0.00	0.00	733,970.00	345,601.00	388,369.00	0.00	0.00	733,970.00	0.00	892,000.00	0.00	0.00
MOOE		0.00	0.00	0.00	0.00	0.00	0.00	0.00	0.00	0.00	0.00	0.00	0.00	0.00	0.00	0.00	0.00	0.00	0.00	0.00	0.00	0.00	0.00
Fixed		0.00	0.00	0.00	0.00	0.00	0.00	0.00	0.00	0.00	0.00	0.00	0.00	0.00	0.00	0.00	0.00	0.00	0.00	0.00	0.00	0.00	0.00
CO		0.00	0.00	0.00	0.00	0.00	0.00	0.00	0.00	0.00	0.00	0.00	0.00	0.00	0.00	0.00	0.00	0.00	0.00	0.00	0.00	0.00	0.00
<b>GRAND TOTAL</b>		70,962,000.00	0.00	70,962,000.00	70,962,000.00	0.00	0.00	0.00	70,962,000.00	13,102,820.00	13,489,122.00	0.00	0.00	26,591,942.00	7,886,257.00	13,704,370.16	0.00	0.00	21,590,627.16	0.00	43,470,958.00	5,991,274.82	0.00
PS		19,281,000.00	0.00	19,281,000.00	19,281,000.00	0.00	0.00	0.00	19,281,000.00	3,501,778.00	5,278,787.00	0.00	0.00	8,780,565.00	3,458,178.00	5,419,237.00	0.00	0.00	8,877,415.00	0.00	10,400,435.00	1,150.00	0.00
MOOE		42,181,000.00	0.00	42,181,000.00	42,181,000.00	0.00	0.00	0.00	42,181,000.00	5,401,042.00	8,110,335.00	0.00	0.00	13,511,377.00	3,798,119.00	6,815,133.16	0.00	0.00	10,604,622.16	0.00	28,988,124.82	2,898,124.82	0.00
CO		8,600,000.00	0.00	8,600,000.00	8,600,000.00	0.00	0.00	0.00	8,600,000.00	4,200,000.00	0.00	0.00	0.00	4,200,000.00	630,000.00	1,470,000.00	0.00	0.00	2,100,000.00	0.00	4,400,000.00	2,100,000.00	0.00
Recapitulation by OO:																							
I. Agency Specific Budget		36,840,000.00	0.00	36,840,000.00	36,840,000.00	0.00	0.00	0.00	36,840,000.00	3,885,931.00	6,816,682.00	0.00	0.00	10,702,613.00	3,993,857.00	5,893,867.24	0.00	0.00	9,887,724.24	0.00	20,077,367.00	1,214,888.16	0.00
CHILD RIGHTS COORDINATION PROGRAM		36,840,000.00	0.00	36,840,000.00	36,840,000.00	0.00	0.00	0.00	36,840,000.00	3,885,931.00	6,816,682.00	0.00	0.00	10,702,613.00	3,993,857.00	5,893,867.24	0.00	0.00	9,887,724.24	0.00	20,077,367.00	1,214,888.16	0.00

Certified Correct:  
  
 NEON BRYAN CRIS CAHLIG  
 Accountant  
 Date: 2019-07-19 09:38:27.0

Recommending Approval:  
  
 BORD LEON BENITO LOPEZ  
 Chief, Financial and Management Division  
 Date: 2019-07-19 16:55

Approved By:  
  
 UY MARYMITZI CAJAYON  
 Agency Head  
 Date: 2019-07-19 17:00

Commission on Audit  
 Council for the Welfare of Children  
 RECEIVED  
 By:  12:13pm  
 7/25/19